



How to Apply to Futuro Health

Steps to Apply and Enroll with an Invitation Code



#1

Visit futurahealth.org.
Click on "Log In", then "**Sign Up**".

#2

Create Your Profile

When asked, "Did you come to us through a referral?"
select, "I was referred by another partner".
Fill out the form and make sure to enter your invitation code.

Did you come to us through a referral? (Enrollment in some programs or courses may require a referral while others do not.)

How were you referred to Futuro Health?

I was referred by another partner

Referring company name

Referrer first name

Referrer last name

If applicable, enter your invitation code or leave blank

Submit

#3

Select Your Program of Study

Select your program of study and hit the "Apply" button



#4

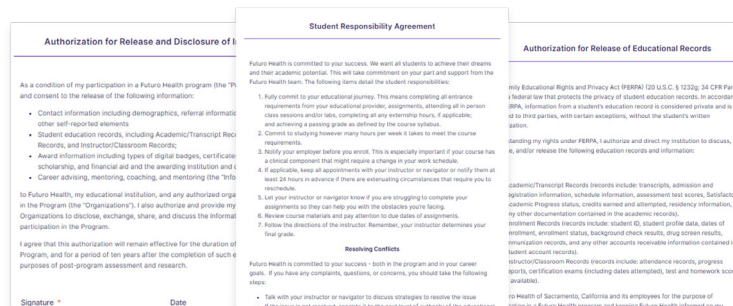
Answer the Supplemental Questions

Don't forget to hit "Submit"!



#5

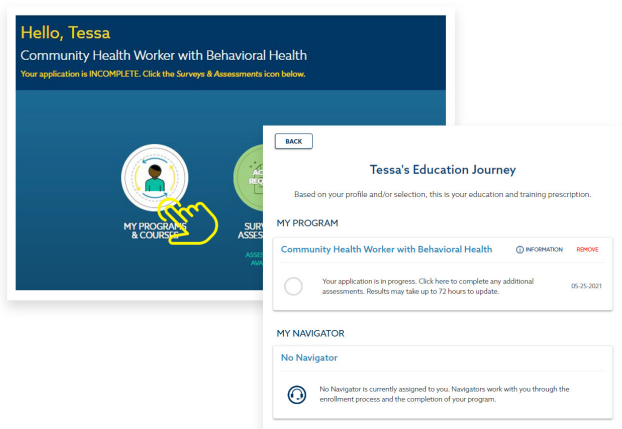
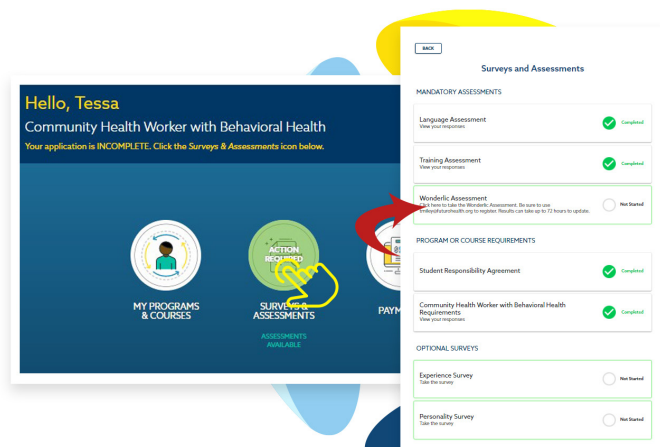
Sign the Student Agreement and Release Forms



#6

Complete the Assessments

Make sure to complete all required surveys and assessments.



#7

Keep Track of Your Status

Log in regularly to see where you are during the application process.